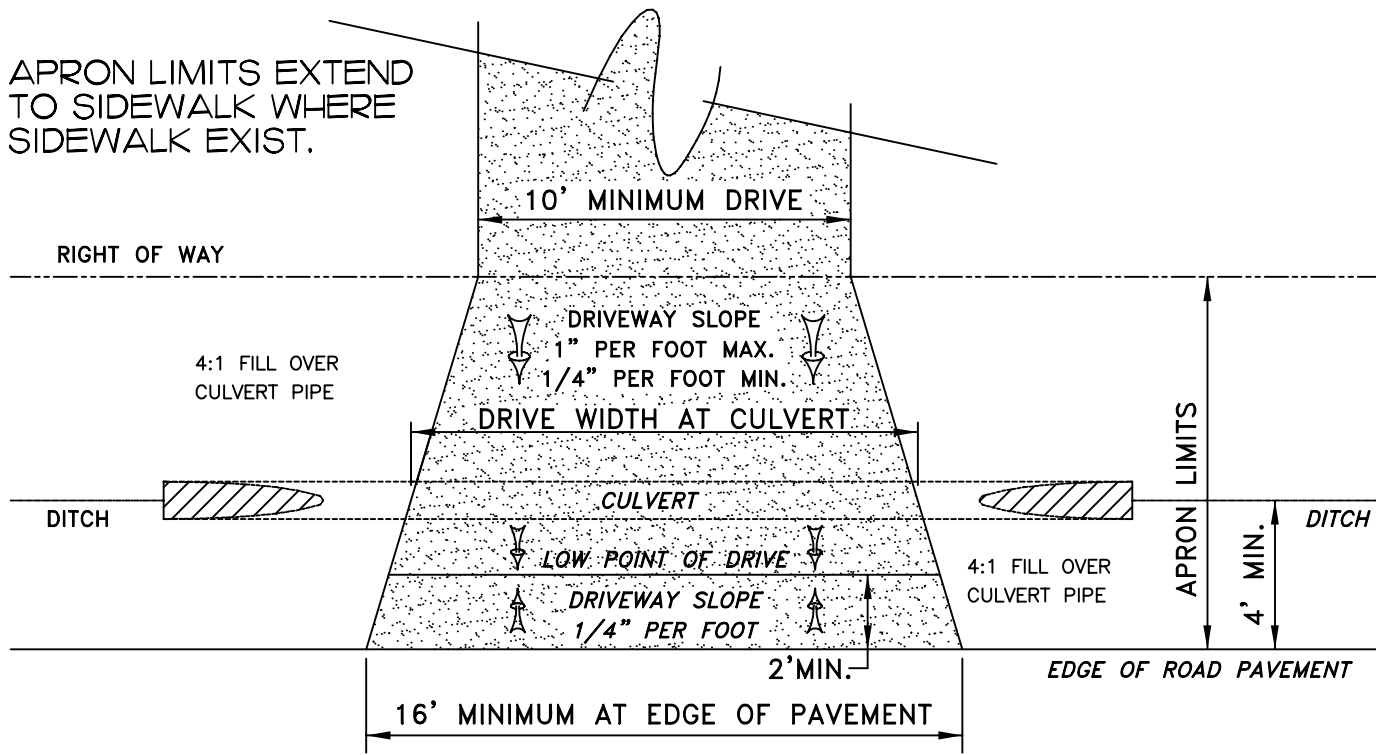
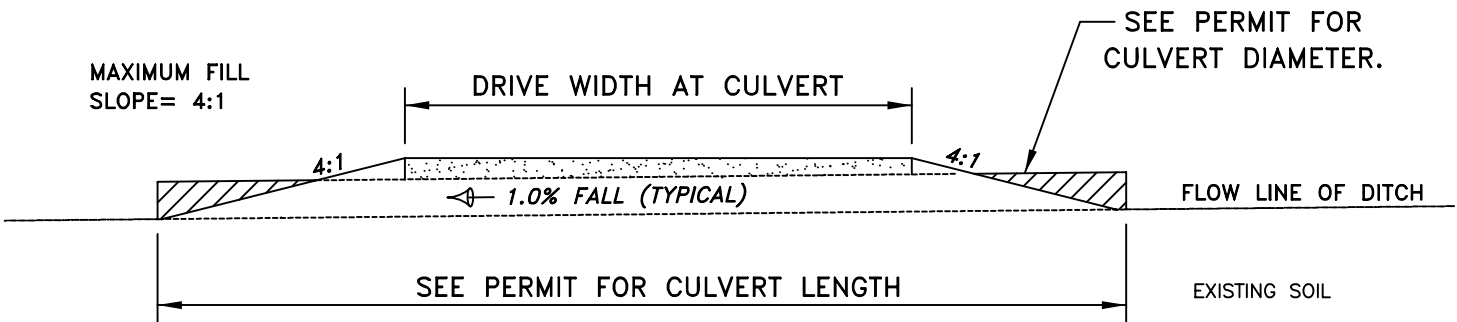


APRON LIMITS EXTEND TO SIDEWALK WHERE SIDEWALK EXIST.



PLAN VIEW



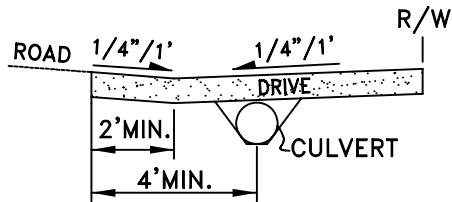
PROFILE VIEW OF CULVERT

Asphalt Apron—

- 8" of 304 aggregate stone (2 lifts)
- 4" of 404 bituminous asphalt (2 lifts)

Concrete Apron —

Class C concrete is required from Edge Of Pavement to R/W. The slab must be 5" thick. One inch expansion material required against any existing concrete. No more than 2% calcium chloride added to mix. No more than 2 gallons of water per cubic yard added to mix at the beginning of load. No water spray on mix after material is placed in forms. No more than a 5" slump in the concrete mix.



PROFILE VIEW OF DRIVE

Inspection: All inspections must be scheduled at least 24 hours in advance. The inspection date and time must be established before any work begins. Call 732-7213, Monday - Friday, 8:00 a.m. - 4:30 p.m.